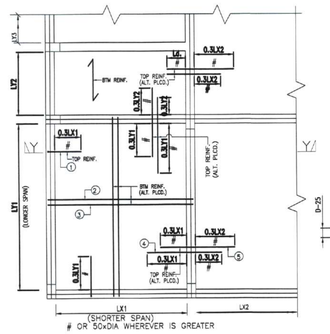


TYPICAL DETAIL OF SLAB

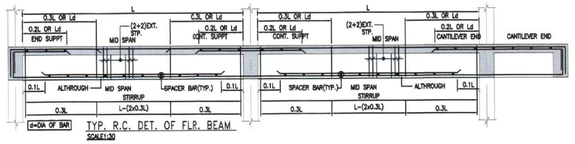


TYP. R.C. DET. OF FLR. BEAM
SCALE1:30

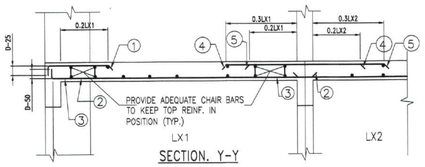


SECTION. Y-Y

## SCHEDULE OF TYPICAL BEAMS (SIZE & REINFORCEMENT)

| BEAM MKD. | SIZE (W x D) | REINFORCEMENT | | | | | |
|---|---|---|---|---|---|---|---|
| | | TOP REINFORCEMENT | | BOTTOM REINFORCEMENT | | STIRRUPS (S) AT | |
| | | ALTHRU.(a) | EXTRA (b) | ALTHRU. (c) | EXTRA (e) | SUPPORT (S1) | SPAN (S2) |
| B1 | 250X350 | 2-16T+1-12T | 2-12T(2nd) | 3-16T | 2-12T(2nd) | 2L-8T @ 100 C/C | 2L-8T @ 150 C/C |
| B2 | 250X350 | 2-12T | – | 3-12T | – | 2L-8T @ 150 C/C | 2L-8T @ 200 C/C |
| B3 | 250X350 | 2-16T+1-12T | 2-12T(2nd) | 3-16T | – | 2L-8T @ 100 C/C | 2L-8T @ 100 C/C |
| RKB | 250X350 | 2-16T+1-12T | 2-12T(2nd) | 3-16T | 2-12T(2nd) | 2L-8T @ 100 C/C | 2L-8T @ 150 C/C |

## SCHEDULE OF TYPICAL TIE BEAMS (SIZE & REINFORCEMENT)

| BEAM MKD. | SIZE (W x D) | REINFORCEMENT | | | | | |
|---|---|---|---|---|---|---|---|
| | | TOP REINFORCEMENT | | BOTTOM REINFORCEMENT | | STIRRUPS (S) AT | |
| | | ALTHRU.(a) | EXTRA (b) | ALTHRU. (c) | EXTRA (e) | SUPPORT (S1) | SPAN (S2) |
| TB1 | 250x350 | 2-12T+1-16T | – | 2-16T+1-12T | – | 2L-8T @ 150 C/C | 2L-8T @ 200 C/C |
| TB2 | 250x350 | 2-12T | – | 3-12T | – | 2L-8T @ 150 C/C | 2L-8T @ 150 C/C |

## SCHEDULE OF SLAB REINFORCEMENT

| SLAB MKD. | THICKNESS | REINFORCEMENT | | | |
|---|---|---|---|---|---|
| | | TOP REINFORCEMENT | | BOTTOM REINFORCEMENT | |
| | | SUPPORT CONT. | SUPPORT DIS CONT. | LONGER DIR. ALTHRU. | SHORTER DIR. ALTHRU. |
| S1 | 125 | 8T @ 150 C/C | 8T @ 200 C/C | 8T @ 175 C/C | 8T @ 150 C/C |
| S2 | 125 | 8T @ 200 C/C | 8T @ 250 C/C | 8T @ 200 C/C | 8T @ 150 C/C |
| S3 | 125 | 8T @ 100 C/C | 8T @ 200 C/C | 8T @ 200 C/C | 8T @ 250 C/C |

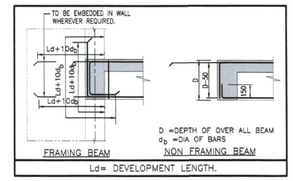


TYP. DET. OF END CONNECTION OF BEAM

| WINDOWS | | | | | DOOR | | |
|---|---|---|---|---|---|---|---|
| MARKED | WIDTH | HEIGHT | SILL | LINTEL | MARKED | WIDTH | LINTEL |
| W1 | 1800 | 1500 | 600 | 2100 | D1 | 1050 | 2100 |
| W2 | 1500 | 1500 | 600 | 2100 | D2 | 900 | 2100 |
| W3 | 1200 | 1500 | 600 | 2100 | D3 | 800 | 2100 |
| W4 | 900 | 1100 | 1000 | 2100 | D4 | 750 | 2100 |
| W5 | 900 | 1500 | 600 | 2100 | SD | 1500 | 2100 |
| W6 | 600 | 900 | 1200 | 2100 | | | |

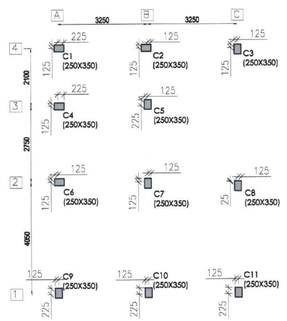

COLUMN LAYOUT PLAN
SCALE-1:100

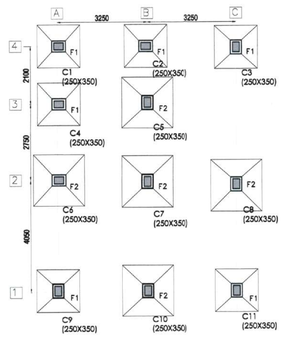

FOUNDATION LAYOUT PLAN
SCALE-1:100

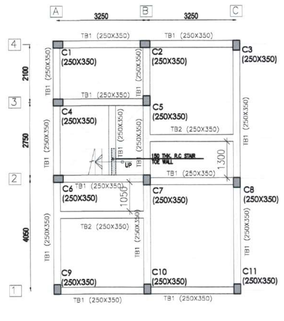

TIE BEAM LAYOUT PLAN
SCALE-1:100

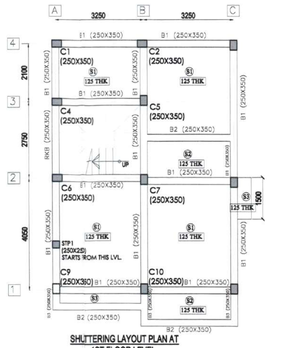

SHUTTERING LAYOUT PLAN AT 1ST FLOOR LEVEL
SCALE-1:100

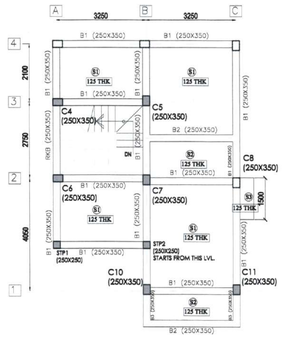

SHUTTERING LAYOUT PLAN AT ROOF LEVEL
SCALE-1:100

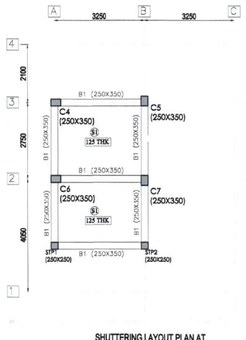

SHUTTERING LAYOUT PLAN AT STAIR HEAD ROOM LEVEL
SCALE-1:100

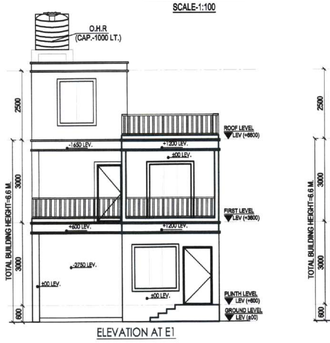


ELEVATION AT E1

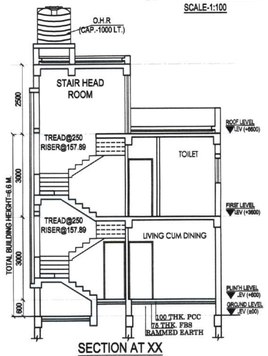


SECTION AT XX

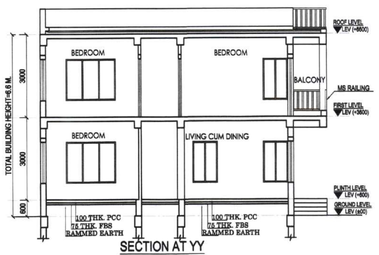


SECTION AT YY

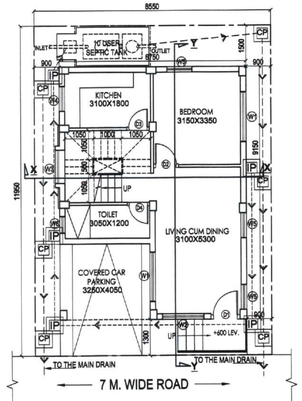


SITE PLAN SHOWING GROUND FLOOR PLAN WITH SEWERAGE LAYOUT PLAN

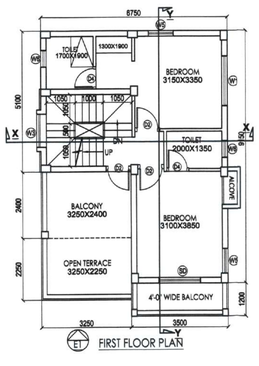


FIRST FLOOR PLAN

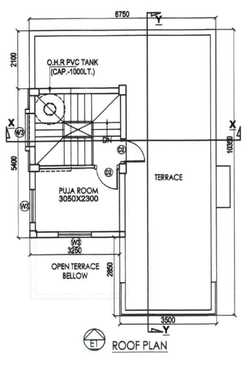


ROOF PLAN

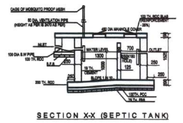

SECTION X-X (SEPTIC TANK)

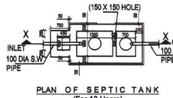


PLAN OF SEPTIC TANK
(For 10 Users)

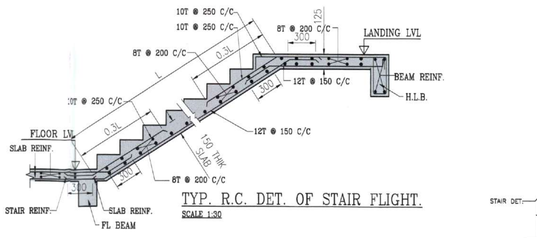


TYP. R.C. DET. OF STAIR FLIGHT.
SCALE 1:30

| TYPICAL REINFORCMENT SCHEDULE OF ISOLATED FOOTING | | | |
|---|---|---|---|
| ISOLATED FOOTING MKD. | FOOTING SIZE LxBOxd | REINFORCEMENT | |
| | | BOTTOM | |
| | | SHORTER DIRECTION (b) | LONGER DIRECTION*(a) |
| F1 | 1550x1550x350/250 | T10 @ 200 C/C | T10 @ 200 C/C |
| F2 | 1850x1850x350/250 | T10 @ 125 C/C | T10 @ 125 C/C |

* BOTTOM MOST LAYER REINFORCEMENT SHOULD BE PLACED LONGER DIRECTION

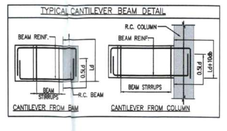


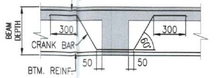


TYPICAL DETAIL OF CRANK BAR IN BEAM

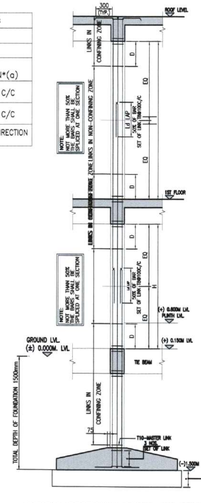


TYPICAL SECTIONAL DETAIL OF COLUMN
(NTS)

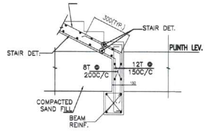


TYPICAL DETAIL OF STAIR
NTS

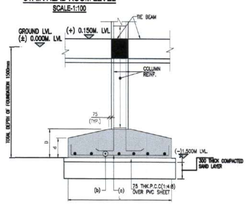


TYPICAL SECTIONAL VIEW OF ISOLATED FOOTING

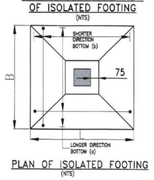


PLAN OF ISOLATED FOOTING
(NTS)

## COLUMN SCHEDULE:-

| | | | |
|---|---|---|---|
| ROOF & ABOVE ROOF TO FIRST | M-25 350 250 8-12T 1 SET LINK STIRRUP | M-25 350 250 8-12T 1 SET LINK STIRRUP | M-25 250 250 8-12T 1 SET LINK STIRRUP |
| FIRST TO FOUNDATION | M-25 350 250 8-12T 1 SET LINK STIRRUP | M-25 350 250 2-16T 2-16T 4-16T+4-12T 1 SET LINK STIRRUP | |
| COLUMN SIZE | 250X350 | 250X350 | 250X250 |
| COLUMN MKD. | C1,C2,C4,C5 | C3,C6,C7,C8,C9,C10,C11 | STP 1,STP 2 |
| LINKS IN CONF. ZONE | @ 100 C/C | @ 100 C/C | @ 100 C/C |
| LINKS IN NON CONF. ZONE | @ 150 C/C | @ 150 C/C | @ 150 C/C |
| LINKS | 8T FOR CLOSED LINKS & 8T FOR OPEN LINKS | | |

**PROPOSED ADDITION ALTERATION OF BUILDING PLAN AT MOUZA - GAZIPUR, J.L NO- 24, L.R. KHATIAN NO.- 1640, L.R. DAG NO.146,154,155,159, 161,162,163,165,166,167,168,169,171,176,181,182, 184,185, 186,189,190,192,193, 195,196,197,198, 520,521,531,532,533,534,536,537, 538, 542,543,545, 546,550,559,560 P.S- BISHNUPUR, DIST- SOUTH 24 PARGANAS , PIN-743503, PREVIOUSLY SANCTIONED VIDE MEMO NO. 1160/ZP/Engg/BP/19, DATED :- 01/10/ 19 AND MEMO NO.1345/ZP/Engg/BP/21,DATED:- 11/02/ 21.**

I CERTIFY THAT ALL THE ARCHITECTURAL DRAWINGS OF PROPOSED ADDITION ALTERATION OF BUILDING PLAN AT MOUZA - GAZIPUR, J.L NO- 24, L.R. KHATIAN NO.- 1640, L.R. DAG NO.146,154,155,159,161,162,163,165,166,167,168,169,171,176,181, 182, 184,185,186,189,190,192,193, 195,196,197,198,520,521, 531, 532,533,534,536,537,538, 542, 543,545,546,550,559,560 P.S- BISHNUPUR, DIST- SOUTH 24 PARGANAS , PIN-743503, PREVIOUSLY SANCTIONED VIDE MEMO NO.1160/ZP/Engg/BP/19, DATED :- 01/10/ 19 AND MEMO NO.1345/ZP/Engg/BP/21,DATED:- 11/02/ 21.HAVE BEEN PREPARED BY ME COMPLYING WITH THE PROVISIONS OF THE NATIONAL BUILDING AND THE WEST BENGAL MUNICIPAL BUILDING RULES. NO SUCH WRONG AND INCORRECT INFORMATION HAS BEEN FURNISHED BY ME INCLUDING AREA CALCULATION CHARTS IN THIS DRAWINGS AND NO VIOLATION OF THE PROVISIONS OF THESE RULES WILL BE FOUND IN ANY OF THE DRAWINGS AND DOCUMENTS. SUBMITTED TO THE SANCTIONING AUTHORITY FOR OBTAINING SANCTIONS.

AMITAV BISWAS
Chartered Architect
CA/2010/47702

SIGNATURE OF ARCHITECT

PRAKALPA®
Corporate Address : 5th Floor, 23A-J.L.Bal Lake, Sector-III, Kolkata - 700 091.
Regional Address : 1st Floor Gopal Das Chowdhury Avenue Sealdah, (Off Road), Kolkata - 700 014.
T: 033 64577100 (100 lines) www.prakalpa.in
E-mail:- contact@prakalpa.in

CIERTIFY THAT THE STRUCTURAL DRAWING AND DESIGN OF BOTH THE FOUNDATION AND SUPERSTRUCTURE OF THE BUILDING/ BUILDINGS HAS BEEN MADE CONSIDERING THE SOIL TEST REPORT (AS PER THESE RULE AND REGULATIONS MADE UNDER THE ACT) AND ALSO CONSIDERING ALL POSSIBLE LOADS, SEISMIC LOAD AND THE MOMENTS GENERATED BY THE PROPOSED STRUCTURE AS PER CURRENT CODES, THE BUREAU OF INDIAN STANDARD AND NATIONAL BUILDING CODE OF INDIA AND CERTIFY THAT IT IS SAFE AND STABLE IN ALL RESPECT AND THESE PROVISIONS SHALL BE ADHERED TO DURING THE CONSTRUCTION.

SAMRAT BISWAS
ESE/ III/ 626
KMC
SIGNATURE OF THE STRUCTURAL ENGINEER

OAS Realty Pvt. Ltd.
Director

AUTHORIZED SIGNATORY

**LAND AREA :102.173 SQ.M = 1100 SQ.FT. = 1.5 KATHA**

**AREA STATEMENT OF ONE BUNGALOW :**

| | |
|---|---|
| GROUND FLOOR BUILT UP AREA | = 52.83 SQ.M = 569 SQ.FT. |
| FIRST FLOOR BUILT UP AREA | =60.85 SQ.M = 655 SQ.FT. |
| ATTIC ROOM BUILT UP AREA | =9.1 SQ.M = 98 SQ.FT. |
| TOTAL BUILT UP AREA | = (52.83 + 60.85+9.1) SQ.M = 122.78 SQ.M = 1322 SQ.FT. |

**TITLE : TYPE-A**

GROUND FLOOR PLAN, FIRST FLOOR PLAN, ROOF PLAN, SECTION AT XX, YY & ELEVATION AT E1, SEPTIC TANK & SOAK PIT DETAILS WITH ALL STRUCTURAL DETAILS .

**PROJECT ARCHITECT**

PRAKALPA®
Corporate Address : 5th Floor, 23A-J.L.Bal Lake, Sector-III, Kolkata - 700 091.
Regional Address : 1st Floor Gopal Das Chowdhury Avenue Sealdah, (Off Road), Kolkata - 700 014.
T: 033 64577100 (100 lines) www.prakalpa.in
E-mail:- contact@prakalpa.in

| | |
|---|---|
| DRAWN BY : | P.C. |
| CHECKED BY : | S.RAY |
| APPROVED BY : | A.B |
| SCALE : 1 : 100 | DATE : 06.02.26 |

**SUBMISSION DRAWING**

| DRAWING NO. | REVISION NO. |
|---|---|
| SANC-LAKE LIFE-PH-3-AR- TYPE-A-01 | 0 |

**FOR APPROVAL**

REVISED SANCTIONED PLAN
File No. 5347/2026/BR/Part/A

- Vetted and recommended for sanction the building plan No. 5347/2026/BR/Part/A dated 02/02/26 ... subject to the execution
- Before starting any construction the site must conform with the plans sanctioned and all the conditions as proposed in the plan should be fulfilled.
- All the work is strictly necessary for construction should conform to all rules prescribed in the N.B.C. of India
- Necessary steps should be taken for safety of lives of the adjoining people and adjacent property during construction.
- Construction site should be maintained to prevent mosquito breeding.
- Design of all structural members including that of the Foundation should conform to standard specified in the N.B.C. of India
- Fire sanction is valid for 3 years from date of sanctioning.
- Information required by the applicant to this end are:- Commencement of work. Completion of structural work up to plinth. Completion of work.
- No rain water pipe should be fixed or discharged on Road or Footpath.
- This sanction plan is issued subject to the condition of S.D. Code and sanctioned plan under the supervision of qualified empanelled engineers.
- Construction of plinth wall, soak pit & waste water should be done by the owners.
- Any deviation of the sanctioned plan shall mean demolition

**The non-converted land areas shall not be used for any permanent or temporary constructions / erections / designated open car parking spaces or any other structures. Violation of this condition shall automatically revoke the sanction / compliance.**

**1. Then would not be any civil liabilities / consequences if any arises in respect of the said property in the plan.**

**2. " South 24 Parganas Zila Parishad" will not be liable if any dispute arises at the site**

ASSISTANT ENGINEER
South 24 Pgs. Z.P.

DISTRICT ENGINEER
South 24 Pgs. Z.P.